



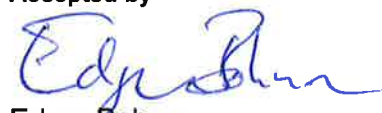


CUSTOMER REPORT

VTT-CR-00532-19/EN | 13.5.2019
REPLACES RESEARCH REPORT VTT-CR-00008-19/EN

Protective agents of concrete SILKO-tests 2019 -v2

Confidentiality: Public

Report's title		
Protective agents of concrete SILKO-tests 2019 -v2		
Customer, contact person, address		Order reference
Liikennevirasto, Jani Valokoski, Taitorakenneyksikkö, Raatimiehenkatu 23, 53100 Lappeenranta		LIVI/1157/02.01.12/2018 013GX-0066355
Project name		Project number/Short name
Betonisten taitorakenteiden asiantuntijapalvelut 2018		118900/TAITO 2018
Summary		
<p>This is an unofficial translation of the Finnish research report. In case of interpretation disputes the Finnish report.</p> <p>This test programme is an updated version of the test programme VTT-CR-00008-19/EN. The evaluation of the alkali resistance test has been changed.</p> <p>These test instructions are used in examining the suitability of protective agents for concrete engineering structures of the orderer (developer). Suitable materials are published in SILKO-directions which are available in the internet https://vayla.fi/palveluntuottajat/ohjeluetelo.</p> <p>There are four types of protective agents for concrete; hydrophobic impregnation agents, pore filling impregnation agents, coatings and anti-graffiti agents. Anti-graffiti agents are further divided in sacrificial and cleanable agents. The harmonized European product standard EN 1504-2 covers the before mentioned products except for the sacrificial anti-graffiti agents. The products covered by EN 1504-2 must have CE marking, DoP according to EN 1504-2 and AVCP class 2+. The cleanable anti-graffiti agents may be hydrophobic impregnation agents, pore filling impregnants or coatings and their requirements are the same as those of the product group in question.</p> <p>Part of the SILKO-tests are obligatory and part of them are voluntary. On the bases of the results of the obligatory tests the orderer decides about the applicability of the material for the orderers projects. The voluntary tests are carried out to prove that a material has a special property suitable for a special case</p>		
Espoo 13.5.2019		
Written by	Reviewed by	Accepted by
		
Liisa Salparanta, Senior Scientist	Markku Leivo, Principal Scientist	Edgar Bohner Research Team Leader
VTT's contact address		
VTT Technical Research Centre of Finland, P.O. Box 1000, FI-02044 VTT, Finland ,Tel. +358 20 722 111, e-mail firstname.lastname@vtt.fi		
Distribution (customer and VTT)		
Customer VTT Register Office		
<p><i>The use of the name of VTT Technical Research Centre of Finland Ltd in advertising or publishing of a part of this report is only permissible with written authorisation from VTT Technical Research Centre of Finland Ltd.</i></p>		

Contents

1. Introduction.....	3
2. Product groups and their test programmes	3
3. SILKO test programmes and criteria of protective agents of concrete.....	4
3.1 Hydrophobic impregnation agents	4
3.2 Pore filling impregnants	4
3.3 Coatings	5
3.4 Anti-graffiti agents - Sacrificial.....	6
4. SILKO-test methods.....	7
4.1 Effect of the protective agent on carbonation rate.....	7
4.1.1 Concrete specimens to be treated with the protective agent and their curing	7
4.1.2 Application of the protective agent and its curing	7
4.1.3 Test procedure /1/.....	7
4.1.4 Test results	8
4.2 Cleanability	8
4.2.1 Concrete specimens to be treated with the protective agent	8
4.2.2 Application of the protective agent and its curing	8
4.2.3 Test procedure.....	8
4.2.4 Test results	8
4.3 Removability of a protective agent.....	9
4.3.1 Concrete specimen to be treated with the protective agent and its curing	9
4.3.2 Application of the protective agent and its curing	9
4.3.3 Test procedure.....	9
4.3.4 Test results	9
4.4 Dry film thickness of the protective agent.....	9
4.4.1 Specimens	9
4.4.2 Test procedure.....	10
4.4.3 Test results	10
4.5 Water resistance.....	10
4.5.1 Test specimens.....	10
4.5.2 Application of the protective agent and its curing	10
4.5.3 Test procedure.....	10
4.5.4 Test result.....	10
4.6 Alkali resistance.....	10
4.6.1 Tests required together with alkali resistance test	10
4.6.2 Concrete specimens to be treated with the protective agent and their curing.....	11
4.6.3 Application of the protective agent and its curing	11
4.6.4 Test procedure.....	11
4.6.5 Test result.....	11
4.7 Chloride permeability	11
4.7.1 Concrete specimens to be treated with the protective agent and their curing.....	11
4.7.2 Application of the protective agent and its curing	11
4.7.3 Test procedure.....	12
4.7.4 Test result.....	12

1. Introduction

These test instructions are used in examining the suitability of protective agents for concrete engineering structures of the orderer (developer). These instructions concern hydrophobic impregnation agents, pore filling impregnants, coatings, sacrificial anti-graffiti agents and cleanable anti-graffiti agents. The test programme is prepared corresponding to Finnish outdoor environments using as much European test standards as possible. Part of the SILKO-tests are obligatory and part of them are voluntary. On the bases of the results of the obligatory tests the orderer decides about the applicability of the material for the orderers projects. The suitable materials are published in SILKO-directions which are available in the internet <https://vayla.fi/palveluntuottajat/ohjeluttelo>.

The harmonized European product standard EN 1504-2 covers the before mentioned products except for the sacrificial anti-graffiti agents. The products covered by EN 1504-2 must have CE marking, DoP according to EN 1504-2 and AVCP class 2+. The cleanable anti-graffiti agents may be hydrophobic impregnation agents, pore filling impregnants or coatings and their requirements are the same as those of the product group in question with extra requirement of at least good (+++) cleanability.

The test specimens for SILKO-tests are treated with protective agent by the product agent under the surveillance of the representative of the test laboratory. Any exception to this procedure should be noted in the test report.

2. Product groups and their test programmes

Part of the SILKO-tests are obligatory and part of them are voluntary. The obligatory tests must be carried out on all the materials that are wished to become SILKO products. The voluntary tests are carried out to prove that a material has a special property suitable for a special case. The properties of different groups of materials that are tested are given in chapter 3, along with the test methods.

Other than the European test methods of the test programme are described in chapter 4.

3. SILKO test programmes and criteria of protective agents of concrete

3.1 Hydrophobic impregnation agents

Property	Test method	Criterion and grading			
		+	++	+++	++++
Obligatory tests					
Water permeability	EN 13580	Absorption rate, % of reference			
		< 15	≤ 10	≤ 5	
Alkali resistance	EN 13580	Absorption rate after immersion in alkali, 10 % of reference			
Water vapour	EN 13579	Drying rate coefficient (Mean drying rate of treated test cubes / Mean drying rate of untreated test cubes * 100), % Class I: > 30 Class II: > 10			
Chloride permeability	NT BUILD 515	FE ₂₅			
		≥ 0	≥ 0,6	≥ 0,8	≥ 0,9
Frost salt durability	EN 13581	The loss of mass of the surface of the impregnated specimen must occur at least 20 cycles later than that of the not impregnated specimen.			
Penetration depth	EN 1504-2	Penetration depth, mm			
		≥ 2	≥ 5	≥ 10	≥ 15
Voluntary tests					
Carbonation prevention	NT BUILD 357 CO ₂ -content 1 % (Chapter 4.1)	Carbonation depth, % of reference			
		≤ 100	≤ 60	≤ 20	
Cleanability	SILKO-test (Chapter 4.2)	0 - 1 Poor	2 - 3 Moderate	4 - 5 Good	5 Very good
Removability	SILKO-test (Chapter 4.3)	No criterion/ grading			

3.2 Pore filling impregnants

Property	Test method	Criterion and grading			
		+	++	+++	++++
Obligatory tests					
Water permeability	EN 1062-3	No grading, only criterion: w, kg/m ² · h ^{1/2}			
		< 0,1	-	-	
Water vapour permeability	EN ISO 7783-1, free film ¹⁾ EN ISO 7783-2, film on a substrate ¹⁾	s _D , m			
		≤ 100	≤ 50	≤ 5	≤ 0.5
Chloride permeability	SILKO test(Chapter 4.7)	Chloride content at depth 10-20 mm, % of reference			
		≤ 100	≤ 20	≤ 15	≤ 8
Adhesion ²⁾	EN 1542	Adhesion strength, MPa ¹⁾ ≥ 1.5 (1.0) ¹⁾ The value in brackets is the lowest accepted value of any reading.			
Frost salt durability	EN 13687-2, 10 cycles EN 13687-1, 20 cycles	a) no bubbles, cracks or delamination b) Pull-off-test Application/Load Average [N/mm ²] vertical ≥ 0.8 (0.5) ^a horizontal without mechanical load ≥ 1.0 (0.7) ^a horizontal with mechanical load ≥ 1.5 (1.0) ^a ^a The value in brackets is the lowest accepted value of any reading.			
Penetration depth	EN 1504-2	Penetration depth, mm			
		≥ 2	≥ 5	≥ 10	≥ 15
Voluntary tests					
Carbonation prevention	NT BUILD 357, CO ₂ % (Chapter 4.1)	Carbonation depth, % of reference			
		≤ 20	≤ 15	≤ 8	
Cleanability	SILKO-test (Chapter 4.2)	0 - 1 Poor	2 - 3 Moderate	4 Good	5 Very good
Removability	SILKO-test (Chapter 4.3)	No criterion/ grading			

1) Alternative tests

2) Systems that form a continuous film.

3.3 Coatings

Property	Test method	Criterion and grading			
		+	++	+++	++++
Obligatory tests					
Water permeability	EN 1062-3	No grading, only criterion: $w, \text{kg/m}^2 \cdot \text{h}^{1/2}$			
		< 0.1	-	-	-
Water vapour permeability	EN ISO 7783-1 (free film) ¹⁾ EN ISO 7783-2 (film on a substrate) ¹⁾	s_D, m			
		≤ 100	≤ 50	≤ 5	
Chloride permeability	SILKO test (Chapter 4.7)	Chloride content at depth 10-20 mm, % of reference			
		≤ 50	≤ 20	≤ 15	≤ 8
Carbon dioxide permeability	EN 1062-6	No grading, only criterion: s_D, m			
		> 50	-	-	-
Adhesion	EN 1542	Adhesion strength, MPa Crack bridging coatings: ≥ 0.8 Others: ≥ 1.5			
Freeze thaw durability	EN 13687-3, 20 cycles	a) no bubbles, cracks or delamination b) Pull-off-test Average [N/mm^2] Crack-bridging or flexible systems Rigid systems ^a without trafficking: ≥ 0.8 (0.5) ^b ≥ 1.0 (0.7) ^b with trafficking: ≥ 1.5 (1.0) ^b ≥ 2.0 (1.5) ^b ^a Rigid coatings are coatings with shore D ≥ 60 according to EN ISO 868. ^b The value in brackets is the lowest accepted value of any reading.			
Dry film thickness	SILKO-test (Chapter 4.4)	No criterion/ grading			
Voluntary tests					
Crack bridging ability	EN 1062-7, Method A, -30 °C	Crack width at failure, mm			
		≥ 0.3	≥ 0.6	≥ 1.0	
Removability	SILKO-test (Chapter 4.3)	Easily removable			
Cleanability	SILKO-test (Chapter 4.2)	0 - 1 Poor	2 - 3 Moderate	4 - 5 Good	5 Very good
Declared by manufacturer					
UV-resistance	EN 11507, 500 h	No sensory changes after the test			
Water resistance	SILKO-test (Chapter 4.5)	No irreversible sensory changes after the test			
Alkali resistance	SILKO-test (Chapter 4.6)	Not more irreversible sensory changes after the test than in water resistance test ²⁾			

1) Alternative tests

2) Coating may be alkali resistant even though it was not water resistant. In alkali resistance test the test sample is immersed in aqueous solution of $\text{Ca}(\text{OH})_2$ in which the coating may be damaged because of low water resistance. Therefore the result of alkali resistance test should be compared to the result of water resistance test.

3.4 Anti-graffiti agents - Sacrificial

Property	Test method	Criterion and grading				
		+	++	+++	++++	
Obligatory tests						
Product identification	IR (EN 1767) or TGA (EN ISO 11358)	No criterion				
Water permeability	EN 13580 ¹⁾	Absorption rate, % of reference				
	EN 1062-3 ²⁾	< 15	≤ 10	≤ 5		
Water vapour permeability		No grading, only criterion: $w, \text{kg/m}^2 \cdot \text{h}^{1/2}$				
		< 0.1	-	-		
Water vapour permeability						
Film forming systems	EN ISO 7783-1 (free film) ³⁾	s_D, m				
	EN ISO 7783-2 (film on a substrate) ³⁾	≤ 100	≤ 50	≤ 5		
Systems not forming a continuous film	EN 13579	Drying rate coefficient (Mean drying rate of treated test cubes/ Mean drying rate of untreated test cubes * 100), % Class I: > 30 Class II: > 10				
Cleanability	SILKO-test (Chapter 4.2)			4 Good	5 Very good	
Frost-salt durability ¹⁾	EN 13581 ⁴⁾	The loss of mass of the impregnated specimen must occur at least 20 cycles later than that of the not impregnated specimen.				
	CEN/TS 12390-9 ⁴⁾	≤ 100	≤ 65	≤ 25	≤ 10	
Freeze thaw durability ²⁾	EN 13687-3, 20 cycles ⁵⁾	a) no bubbles, cracks or delamination b) Pull-off-test Average [N/mm ²] Crack-bridging or Rigid systems ^a flexible systems without trafficking: ≥ 0.8 (0.5) ^b ≥ 1.0 (0.7) ^b with trafficking: ≥ 1.5 (1.0) ^b ≥ 2.0 (1.5) ^b ^a Rigid coatings are coatings with shore D ≥ 60 according to EN ISO 868. ^b The value in brackets is the lowest accepted value of any reading.				
	CEN/TS 12390-9 ⁵⁾	No visible defects				
Removability	Hot water pressure cleaning	The protective agent must detach from substrate				
Dry film thickness ²⁾	SILKO-test (Chapter 4.4)	No criterion/ grading				
Voluntary tests						
Chloride permeability	SILKO test (Chapter 4.7)	Chloride content at depth 10-20 mm, % of reference	≤ 100	≤ 20	≤ 15	≤ 8
Carbonation prevention	NT BUILD 357 CO ₂ -pitoisuus 1 % (Chapter 4.1)	Carbonation depth, % of reference	≤ 100	≤ 60	≤ 20	
Declared by manufacturer						
UV-resistance	EN 11507, 500 h	No sensory changes after the test				

1) Systems not forming a continuous film

2) Systems that form a continuous film

3) Alternative tests.

4) Alternative tests.

5) Alternative tests.

4. SILKO-test methods

4.1 Effect of the protective agent on carbonation rate

■ Concrete specimens to be treated with the protective agent and their curing

The test is carried out using concrete prisms measuring, 40 x 40 x 160 mm³, with 2 prisms per each protective agent as well as 2 reference prisms per each series of tests.

The prisms are prepared of mortar MC(0,45) defined in EN 1766 with the maximum grain size of 8 mm. The specimens are water cured for 24 h after casting at $(20 \pm 2) ^\circ\text{C}$, then demoulded and cured for a further 27 days at $t = 21 \pm 2 ^\circ\text{C}$ and $\text{RH} = 95 \pm 5\%$. Following this, the prisms are sandblasted and they are dried for 24 hours in a vacuum oven with a temperature of $30 \pm 2 ^\circ\text{C}$. Vacuum suction must be in operation for 8 hours from the start of the drying process.

The prisms are kept in plastic bags until they are treated with the protective agent at the age of about 42 days.

■ Application of the protective agent and its curing

The protective agent is applied to all sides of the prisms and cured in accordance with the manufacturer's instructions.

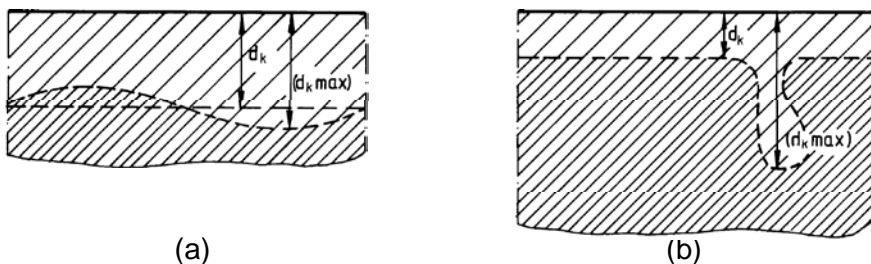
■ Test procedure /1/

The test is carried out according to NT BUILD 357 with the exception that the CO₂ content of the test chamber is 1%.

The test consists of storing the treated prisms and non-treated reference prisms in air with a carbon dioxide content of 3...5% for a period of 3 months. The storage temperature is $20 \pm 2 ^\circ\text{C}$ and relative humidity $65 \pm 5\%$.

Carbonation is monitored during the test by cutting one treated prism and one reference prism at one third of its length following a carbon dioxide treatment of 0, 0.5, 1, 2 and 3 months, respectively, and by applying a phenolphthalein indicator to the exposed surface. The carbonation depth of the exposed surfaces is measured. The exposed surfaces can also be photographed.

If the carbonation front does not run as a straight line parallel to the surface, the depth of carbonation must be determined in the following way:



In the case of the carbonation front running as in Fig (a), a graphical average and the maximum are recorded. If the carbonation front runs parallel to the surface, apart from isolated deeper carbonated areas, as in Fig (b), then the maximum depth of carbonation must be given as well as the normal depth. In this case no average is to be calculated. Greater depths of carbonation in the corner areas of laboratory specimens, where carbon dioxide has penetrated from two sides at once, are to be ignored.

Accelerated carbonation of the prisms through the exposed surfaces is prevented by applying a suitable resin to these surfaces.

■ Test results

The ratio of the carbonation depth of the treated prisms to that of the non-treated reference prisms following a carbon dioxide treatment of 0, 0.5, 1, 2 and 3 months are presented as the test results. If so desired, the pictures may be accompanied by photographs showing the carbonated areas.

4.2 Cleanability

■ Concrete specimens to be treated with the protective agent

The test is carried out using ready-made sandblasted concrete paving slabs measuring 40 x 300 x 300 mm³, with 3 slabs per each protective agent and 1 non-treated reference slab per each series of tests. The slabs are stored at least for 14 days before using at 20 ± 2 °C and relative humidity 65 ± 5%.

■ Application of the protective agent and its curing

The protective agent is applied to the sandblasted surface of the two concrete slabs/ each protective agent to be tested and cured in accordance with the manufacturer's instructions.

■ Test procedure

The sandblasted surface of the treated slabs and non-treated reference slabs is divided into three sections. Graffiti is drawn on one section using paint from a spray can, on one section using alkyd paint and on one section using a water-proof felt pen.

After the application of the graffiti, the slabs are stored for 7 days at a relative humidity of 65 ± 5% and a temperature of 21 ± 2 °C, after which they are photographed and one slab per each protective agent and one reference slab is cleaned using (high-pressure) water cleaning (using hot water) and one slab per each protective agent and one reference slab is cleaned using a cleaning agent and method recommended by the manufacturer of the protective agent.

After cleaning, a visual inspection of the slabs is carried out to evaluate how effectively the applied paint has been removed. The slabs are also photographed.

■ Test results

Test results are presented for both cleaning methods (high-pressure water cleaning using hot water and method recommended by the manufacturer) in the form of a numeric evaluation of how effectively the graffiti were removed, accompanied by photographs taken after cleaning. The numeric value varies from 0 to 5. 0 means that the graffiti does not remove at all and 5 means that the graffiti removes totally. The values between 0 and 5 are determined according to the table below.

Average cleaning of the specimens	Difference of the average cleaning of the graffities compared to the reference					
	≥ 2			< 2		
	Estimated total cleanability		SILKO-rating	Estimated total cleanability		SILKO-rating
	Verbal	Numeric		Verbal	Numeric	
5	Very good	5	++++	Very good	5	++++
4	Good	4	+++	Poor	1	+
3	Moderate	3	++	Poor	1	+
2	Moderate	2	++	Poor	1	+
1	Poor	1	+	Poor	1	+
0	Poor	0	+	Poor	0	+

4.3 Removability of a protective agent

■ Concrete specimen to be treated with the protective agent and its curing

A sandblasted prefabricated concrete paving slab, 40 x 300 x 300 mm³, is used as test specimen.

■ Application of the protective agent and its curing

The protective agent is applied on the sandblasted surface of the slab according the instructions of the manufacturer.

■ Test procedure

The slabs are cured at 21 ± 2 °C at 65 ± 5% relative humidity for at least 7 days.

The protective agent is removed according to the instructions given by the manufacturer.

If the manufacture does not recommend any removal method, the protective agent is removed by sandblasting from an area of 100 x 100 mm². The sandblasting is carried out using glass balls, 6 bar pressure, ø 8 mm nozzle, from 40 mm distance, perpendicular to the surface. Sandblasting is carried out along 10 mm wide stripes. The nozzle is moved back and forth at the rate of 200 mm/s.

The removability of the protective agent is estimated paying attention to the difficulty of removing and remnants of the protective agent.

■ Test results

The estimation of removability as well as the amount of protective agent remnants are given as test results.

4.4 Dry film thickness of the protective agent

■ Specimens

The dry film thickness of the protective agent on the test specimens used for any test(s) is measured.

■ Test procedure

A test specimen is broken. The thickness of the protective agent is measured on the fracture surface using a microscope with a magnification of at least 50 x. The length of the surface to be measured is at least 100 mm.

■ Test results

The minimum, maximum and average thicknesses of the protective agent are given as test results.

4.5 Water resistance

■ Test specimens

Test specimens are concrete prisms, 160 x 40 x 40 mm³, the number of which is 2 per each protective agent.

The prisms are prepared of mortar MC(0,45) defined in EN 1766 with the maximum grain size of 8 mm. The specimens are water cured for 24 h after casting at $(21 \pm 2) ^\circ\text{C}$, then demoulded and cured for a further 27 days at $t = 21 \pm 2 ^\circ\text{C}$ and $\text{RH} = 95 \pm 5\%$. Following this the prisms are cured for at least 14 days at $t = 21 \pm 2 ^\circ\text{C}$ and $\text{RH} = 65 \pm 5\%$.

■ Application of the protective agent and its curing

Three long sides of the prisms cast against the form are pre-treated and treated according to the manufacturer's instructions.

The treated specimens are cured according to the manufacturer's instructions. In addition to the before mentioned special curing the specimens are stored at $t = 21 \pm 2 ^\circ\text{C}$ and $\text{RH} = 65 \pm 5\%$ for a period of 7 days.

■ Test procedure

The prisms are placed in water at room temperature in such a way that the long side is downwards. The volume of the solution is at least four times that of the total volume of the specimens. The solution is changed in two week intervals. The duration of the test is 6 weeks after which the specimens are removed at $t = 21 \pm 2 ^\circ\text{C}$ and $\text{RH} = 65 \pm 5\%$ for 7 days.

The condition of the protective agent is evaluated visually before and after the test.

■ Test result

Changes of the protective agents are reported as test results.

4.6 Alkali resistance

■ Tests required together with alkali resistance test

The test result is compared to that of water resistance test result. Therefore the test result of water resistance test is required.

■ Concrete specimens to be treated with the protective agent and their curing

Test specimens are concrete prisms, 160 x 40 x 40 mm³, the number of which is 2 per each protective agent.

The prisms are prepared of mortar MC(0,45) defined in EN 1766 with the maximum grain size of 8 mm. The specimens are water cured for 24 h after casting at $(21 \pm 2) ^\circ\text{C}$, then demoulded and cured for a further 27 days at $t = 21 \pm 2 ^\circ\text{C}$ and $\text{RH} = 95 \pm 5\%$. Following this the prisms are cured for at least 14 days at $t = 21 \pm 2 ^\circ\text{C}$ and $\text{RH} = 65 \pm 5\%$.

■ Application of the protective agent and its curing

Three long sides of the prisms cast against the form are pre-treated and treated according the manufacturer's instructions.

The treated specimens are cured according to the manufacturer's instructions. In addition to the before mentioned special curing, the specimens are stored at $t = 21 \pm 2 ^\circ\text{C}$ and $\text{RH} = 65 \pm 5\%$ for a period of 7 days.

■ Test procedure

The prisms are placed in saturated $\text{Ca}(\text{OH})_2$ -solution at room temperature in such a way that the long side is downwards. The volume of the solution is at least four times that of the total volume of the specimens. The solution is changed in two week intervals. The duration of the test is 6 weeks after which the specimens are removed at $t = 21 \pm 2 ^\circ\text{C}$ and $\text{RH} = 65 \pm 5\%$ for 7 days.

The condition of the protective agent is evaluated visually before and after the test.

■ Test result

Changes of the protective agents are reported as test results.

4.7 Chloride permeability

■ Concrete specimens to be treated with the protective agent and their curing

The test specimens consist of concrete cubes measuring 100 x 100 x 100 mm³, with 3 cubes per each protective agent and 3 additional reference cubes per each series of test.

The cubes are prepared of concrete MC(0,75) according to EN 1766 with the maximum grain size of 8 mm.

The cubes are cured according to EN 1766 till the age of 28 d. After this the cubes are cured till the age of 56...63 d at $t = 21 \pm 2 ^\circ\text{C}$ and $\text{RH} = 65 \pm 5\%$.

■ Application of the protective agent and its curing

The cubes are sand blasted and the protective agent is applied to all sides of the concrete cubes in accordance with the manufacturer's instructions.

At this point, the ease of application, running on vertical surfaces, drying time (if particularly slow or quick) and smell (if particularly strong) as well as other factors affecting the performance of the job are evaluated. Factors to be considered during this process are the

method of application, consumption, drying time required by each applied layer of agent and curing.

The test specimens are cured in accordance with the manufacturer's instruction. After this the specimens are kept at $t = 21 \pm 2$ °C and $R = 65 \pm 5$ % for about 14...21 days.

■ Test procedure

The cubes are submerged in 1% NaCl solution for 56 days.

The cubes are weighed in the beginning and at the end of the test. The accuracy of the weighing machine must be 0.1 g.

Water-soluble chloride contents are determined from powder samples at depths of 0 to 20 mm and 20 to 50 mm. The samples are detached from vertical sides, with the casting face on the top. One sample is taken from both depths of each cube. Chloride content is determined from the powder obtained by combining the samples from the three cubes.

■ Test result

Test results are presented as percentage of chloride by weight of the concrete at depth ranges of 0 to 20 mm and 20 to 50 mm. Also the ratio of the chloride contents compared to the chloride contents of the reference cubes are presented.

References

1. NT BUILD 515. Edition 1. Approved 2015 – 12. 5 s.
http://www.nordtest.info/images/documents/nt-methods/building/NT_BUILD_515_hydrophobic_impregnations_for_concrete.pdf